
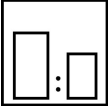





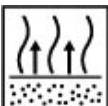



Intended use

Mipa E 90 is a solvent-free two-component body filler based on epoxy resin to be applied on iron, steel, zinc, aluminium, GRP, wood and mineral substrates. Mipa E 90 is seawater proof and adheres also on slightly damp substrates.

Spreading rate: --

Processing instructions

	Colour light grey						
	Mixing ratio	Hardener		by weight (lacquer : hardener)	by volume (lacquer : hardener)		
		Mipa Härter EPN	2 : 1	--	--		
	Hardener	for complete paintwork		for partial paintwork			
		--	--	--	--		
	Pot life 15 - 20 min with Mipa Härter EPN at 20 °C						
	Thinner --						
	Spray viscosity	Gravity spray gun		Airmix/Airless			
		--	--	--	--		
	Application method	Application method	Hardener	Pressure (bar)	Nozzle (mm)	spray passes	Thinner
		--	--	--	--	--	--
	Flash-off time --						
Dry coat thickness --							
	Drying time	dust dry	set to touch	ready for assembly	sandable	recoatable	
	Object temperature						
	20 °C	--	--	--	3 - 5 h	--	
	60 °C	--	--	--	20 - 30 min	--	

Note

- Storage:** at least 2 years in unopened original container
- VOC Regulation :** EU limit value for this product (category B/b): 250 g/l
This product contains max. 0 g/l of VOC.
- Processing conditions:** From +10 °C and up to 80 % relative air humidity. Ensure an adequate supply and exhaust air ventilation.
- Processing instructions:** The substrate must be clean, dry and free from grease. Sand surface slightly. Remove not fully cured old paintworks and priming coats. Do not apply on thermoplastic or acid products (Reaktionsprimer). Mix well the body filler material with the hardener. Clean and degrease the whole surface to be painted with Mipa Silikonentferner before every operation. De-rust defective spots to bare metal and dry sand with sanding paper P 80/150. After drying, use sanding paper P 150 / 240 for dry sanding. Sand the entire surface with dry sand paper P 240 / 360 to a matt finish before applying filler. In case of filling work on non-ferrous metals (e.g. aluminium, zinc surfaces) it is possible to apply a priming coat with Mipa EP-Primer-Surfacer to ensure an optimal adhesion before applying the body filler. In order to improve the corrosion protection, e.g. when restoring vintage cars, prime with Mipa EP-Primer-Surfacer (see technical data sheet of Mipa EP-Primer-Surfacer). Body filler can only be dry sanded. Consider that there is a risk of yellowing due to sunlight. Heat-resistant up to approx. 180°C. Therefore it is also suitable for body filling before powder coating.